




Wallace Tower

Elevators Levels 1 - 17

Level 1

- Garage Elevators
- Information Station 
- Valet / Drop-Off
- Welcome/Info Desk

Level 3

- ATM
- Beanstalk Coffee Shop
- Bridge Access 
- Conference Center
- Food Court
- Garage Elevators
- Gift Shop
- Information Station 
- Infusion Center
- Outpatient Laboratory
- Outpatient Pharmacy

Level 4

- Pediatric Radiology

Level 5

- Audiology
- Ophthalmology
- Otolaryngology (ENT)
- Pediatric Dentistry Clinic
- Speech, Language and Learning

Level 7

- Surgery Reception

Level 8

- Bariatric Surgery Clinic
- Dermatology
- Orthodontics
- Pediatric Orthopedics & Scoliosis
- Pediatric Radiology
- Pediatric Surgery
- Pediatric Urologic Surgery
- Plastic Surgery

Level 9

- Allergy and Immunology
- Asthma Center
- Blue Bird Circle Clinic for Pediatric Neurology
- Pediatric Neurosurgery
- Pulmonary Diagnostic Lab
- Pulmonary Medicine

Level 11

- Adolescent Gynecology
- Adolescent Medicine
- Diabetes
- Endocrinology

continued on next line

- Gastroenterology, Hepatology, Nutrition
- Physical Therapy Gym
- Renal
- Rheumatology
- Sports Medicine Clinic
- Young Women's Clinic

Level 14

- Cancer Center
- Hematology

Level 16

- Genetics
- Infectious Disease
- Pain Management Clinic
- Physical Medicine and Rehabilitation
- Psychology Service
- Spina Bifida Clinic

Level 17

- Complex Care Clinic
- International Adoption
- Junior League Children's Health Care Clinic
- Retrovirology
- Public Health Ped. Clinic
- Travel Medicine

Go to Level 1 or 3 to access Garage Elevators to  Parking Garage 16

Wallace Tower

Garage Elevators Levels B4-3

Levels B1 - B4

- Parking Garage 16



Level 1

- Elevators- Levels 1-17
- Information Station
- Valet / Drop-Off
- Welcome/Information Desk



Level 3

- ATM
- Beanstalk Coffee Shop
- Bridge Access
- Conference Center
- Elevators- Levels 1-17
- Food Court
- Gift Shop
- Information Station
- Infusion Center
- Outpatient Laboratory
- Outpatient Pharmacy



Go to Level 1 or 3 to access the Elevators to Levels 1-17

Wallace Tower is Open Mon - Fri, 6am - 7pm
After Hours Access limited to Levels B4-3

Use Level 3 to Access Other Buildings at Texas Children's Hospital



*Wallace Tower Está Abierta de Lunes - Viernes, 6am - 7pm
Después de Horas Laborales el Acceso es limitado a Los Niveles B4-3*

Use el Nivel 3 Para Tener Acceso a los Otros Edificios en Texas Children's Hospital



West Tower

Elevators Levels 16-21

Level 1

- Elevators- Levels B2-16
- Emergency Center 
- Information Station 
- Pediatric Radiology
- Valet / Drop Off
- Welcome/Information Desk

Level 3

- Admissions
- Bridge Access 
- Children's Chapel
- Elevators- Levels B2-16
- Gift Shop
- Information Station 
- Language Services
- Post-Anesthesia Care Unit (PACU)
- Surgery Reception

Level 16


- Art Studio
- Beauty Salon
- Elevators- Levels B2-16
- Family Laundry
- Family Resource Center
- HISD Classrooms
- Pi Beta Phi Patient/ Family Library
- Radio Lollipop/ Kids' Own Studio
- The Child Life Zone

Level 21

- Neurophysiology
- Physical Medicine and Rehabilitation
- Sleep Lab

Go to Levels 1, 3 or 16 to access the Elevators to Levels B2-16, including  Parking Garage 12

From 9pm to 6am, all Visitors must Check In with Security on Level 1 of West Tower Main Lobby. 

 De 9pm a 6am, todos los visitantes deben registrarse con el Servicio de Seguridad en el primer nivel de West Tower Lobby (entrada principal).  

West Tower

Elevators Levels B2-16



Level B2

- Parking Garage 12 



Level B1

- Pathology Lab

Level 1

- Elevators- Levels 16-21
- Emergency Center 
- Information Station 
- Pediatric Radiology
- Valet/ Drop Off
- Welcome/Info Desk

Level 3

- Admissions
- Bridge Access 
- Children's Chapel
- Elevators- Levels 16-21
- Gift Shop
- Information Station 
- Language Services
- Post-Anesthesia Care Unit (PACU)
- Surgery Reception

Level 4

- Milk Bank
- Newborn Center (NICU)
- Ronald McDonald® House

Level 8

- Bone Marrow Transplant
- Renal Dialysis

Level 9

- Cancer and Hematology Centers
- Ronald McDonald® Family Room

Level 10

- Epilepsy Monitoring Unit
- Neurology/Neurosurgery Inpatient Unit

Level 11

- General Surgery Inpatient Unit
- Orthopedic Surgery Inpatient Unit

Level 12

- Inpatient Rehabilitation Unit (IRU)
- Transplant Services Inpatient Unit

Level 14

- Adolescent Medicine Inpatient Unit
- Pulmonary Medicine Inpatient Unit

Level 16

- Beauty Salon
- Elevators- Levels 16-21
- Family Laundry
- Family Resource Center
- HISD Classrooms
- Pi Beta Phi Patient/Family Library
- Radio Lollipop/Kids' Own Studio
- The Child Life Zone

Go to Levels 1, 3 or 16 to access the Elevators to Levels 16-21


From 9pm to 6am, all Visitors must Check In with Security on Level 1 of West Tower Main Lobby. 

 De 9pm a 6am, todos los visitantes deben registrarse con el Servicio de Seguridad en el primer nivel de West Tower Lobby (entrada principal).  



Smith Legacy Tower

Elevators Levels 1-14

Level 1

- Elevators- Levels 14-23
- Garage Elevators
- Information Station 
- Valet/ Drop Off
- Welcome/ Information Desk

Level 3

- Bridge Access 
- Coffee Corner
- Family Fertility Center
- Fresh Bistro Cafe
- Elevators- Levels 14-23
- Garage Elevators
- Information Station 
- Welcome/ Information Desk

Level 4

- Garage Elevators
- Women's Radiology

Level 5

- Garage Elevators
- Nuclear Radiology
- Pediatric Radiology

Level 7

- Pediatric Radiology

Level 8

- Surgery Reception

Level 9

- Neuro Intensive Care Unit
- Surgical Intensive Care Unit

Level 10

- Medical Intensive Care Unit

Level 11

- Medical Intensive Care Unit

Level 12

- Transitional Intensive Care Unit

Go to Level 1 or 3 to access Garage Elevators to  Parking Garage 21


 From 10:30pm to 7am, all Visitors must Check In with Security in the Lobby on Level 1 or 3. 

  De 10:30pm a 7am, todos los visitantes deben registrarse con el Servicio de Seguridad en el  nivel 1 o 3 de Smith Legacy Tower lobby. 



Smith Legacy Tower

Elevators Levels 14-23

Level 1

- Elevators- Levels 1-14
- Garage Elevators
- Information Station 
- Valet/ Drop Off
- Welcome/ Information Desk

Level 3

- Bridge Access 
- Coffee Corner
- Family Fertility Center
- Fresh Bistro Cafe
- Elevators- Levels 1-14
- Garage Elevators
- Information Station 
- Welcome/ Information Desk

Level 16

- Heart Failure Intensive Care Unit
- Conference Center

Level 17

- Cardiac Intensive Care Unit

Level 18

- Neonatal Cardiac Intensive Care Unit
- Cardiovascular Operating Rooms (CVOR)

Level 20

- Cardiac Catheterization Labs

Level 21

- Heart Center Clinics
- Diagnostics

Level 22

- Cardiac Patient Care Unit

Level 23

- Cardiac Patient Care Unit

Go to Level 1 or 3 to access Garage Elevators to  Parking Garage 21

 From 10:30pm to 7am, all Visitors must Check In with Security in the Lobby on Level 1 or 3. 

  De 10:30pm a 7am, todos los visitantes deben registrarse con el Servicio de Seguridad en el nivel 1 o 3 de Smith Legacy Tower lobby.  

Smith Legacy Tower

Garage Elevators Levels B4 -5

Levels B1 -B4

- Parking Garage 21



Level 1

- Elevators- Levels 1-14
- Elevators- Levels 14-23
- Information Station
- Valet/ Drop Off
- Welcome/ Information Desk



Level 3

- Bridge Access
- Coffee Corner
- Elevators- Levels 1-14
- Elevators- Levels 14-23
- Family Fertility Center
- Fresh Bistro Cafe
- Information Station
- Welcome/ Information Desk



Level 4

- Elevators- Levels 1-14
- Women's Radiology

Level 5

- Elevators- Levels 1-14
- Nuclear Radiology
- Pediatric Radiology

Go to Level 1 or 3 to access the Elevators to Levels 1-23

★ From 10:30pm to 7am, all Visitors must Check In with Security in the Lobby on Level 1 or 3. ★


★ De 10:30pm a 7am, todos los visitantes deben registrarse con el Servicio de Seguridad en el nivel 1 o 3 de Smith Legacy Tower lobby. ★



Pavilion for Women

Elevators Levels 1-15

Level 1

- Garage Elevators
- Gift Shop
- Information Station 
- Patient and Family Services
- Pharmacy
- Valet/ Drop Off
- Welcome/ Info Desk

Level 3

- Admissions
- Baylor Obstetrics and Gynecology
- Bella Luna Boutique/ Baby Bistro
- Birth Records
- Bridge Access 
- Coffee Corner
- Family Fertility Center
- Fresh Bistro Cafe
- Garage Elevators
- Information Station 
- The Women's Place
- Welcome/ Info Desk
- Wells Fargo Bank & ATM

Level 4

- Conference and Education Center
- Garage Elevators
- Laboratory Services
- Maternal and Fetal Center
- Women's Radiology

Level 5

- Birthing Prep and Recovery
- Post Anesthesia Care Unit (PACU) / Recovery
- Pre-Anesthesia Testing
- Women's Surgery

Level 7

- Partners in OB/GYN Care (POGC)

Level 8

- Neonatal Intensive Care Unit (NICU)
- Ronald McDonald[®] Family Room

Level 9

- Family Birth Center (Labor and Delivery)
- Intermediate Care Unit

Level 11

- Women's Assessment Center (Triage)
- Women's Specialty Unit (Antepartum)

Level 12

- Mother Baby Unit (Postpartum)

Level 14

- Mother Baby Unit (Postpartum)

Level 15

- Women's Specialists of Houston (WSH)

Go to Level 1 or 3 to access Garage Elevators to  Parking Garage 21

Pavilion for Women

Garage Elevators Levels B4 - 4

Levels B1 - B4

- Parking Garage 21



Level B1

- Family Launch Zone

Level 1

- Elevators- Levels 1-15
- Gift Shop
- Information Station
- Patient and Family Services
- Pharmacy
- Valet/ Drop Off
- Welcome/ Info Desk



Level 3

- Admissions
- Baylor Obstetrics and Gynecology
- Bella Luna Boutique/ Baby Bistro
- Birth Records
- Bridge Access
- Coffee Corner
- Elevators- Levels 1-15
- Family Fertility Center
- Fresh Bistro Cafe
- Information Station
- The Women's Place
- Welcome/ Info Desk
- Wells Fargo Bank & ATM



Level 4

- Conference and Education Center
- Elevators- Levels 1-15
- Laboratory Services
- Maternal and Fetal Center
- Women's Radiology

Go to Levels 1 or 3 to access the Elevators to Levels 1-15


Abercrombie Building

Red Elevators Levels B1 - 7

Level B1

- Bertner Cafe
- CHI St. Luke's
- Texas Children's Hospital Auditorium

Level 1

- ATM
- CHI St. Luke's
- Gift Shop
- Health Information Management (HIM)
Medical Records
- Information Station 
- International Services
- McDonald's®
- Model Train Exhibit (Choo-Choo Hut)
- Security Service Center
- Valet / Drop Off
- Volunteer Services

Level 2

- Emergency Center Surge
- Procedures Suite
- Texas Children's Urgent Care

Level 3

- Bridge Access 
- CHI St. Luke's

Level 4

- The Children's Garden
- Milk Bank
- Neonatal Intensive Care Unit (NICU)
- Ronald McDonald® House

Level 5


- 5 North Inpatient Unit
- Employee Health and Wellness

Level 6

- 6 North Inpatient Unit


Level 7

- Clinical Research Center (CRC)
- 7 North Inpatient Unit
- 7 South Inpatient Unit

 From 9pm to 6am, all Visitors must Check In with Security on Level 1 of West Tower Main Lobby. Please use the Bellows Dr./ valet line crosswalk on Level 1 to access.

De 9pm a 6am, todos los visitantes deben registrarse con el Servicio de Seguridad en el primer nivel de West Tower Lobby (entrada principal).

Por favor, ingrese a través del pasillo de la Calle "Bellows", frente a la línea para servicio valet en el nivel 1.



Abercrombie Building

Orange Elevators Levels B2-7


Level B2

- CHI St. Luke's
- Facilities Operations

Level B1

- Bertner Cafe
- CHI St. Luke's
- Texas Children's Hospital Auditorium

Level 1

- ATM
- CHI St. Luke's
- Gift Shop
- Health Information Management (HIM)
Medical Records
- Information Station 
- International Services
- McDonald's®
- Model Train Exhibit (Choo-Choo Hut)
- Security Service Center
- Valet / Drop Off
- Volunteer Services

Level 2

- Emergency Center Surge
- Procedures Suite
- Texas Children's Urgent Care

Level 3

- Bridge Access 
- CHI St. Luke's

Level 4

- The Children's Garden
- Milk Bank
- Neonatal Intensive Care Unit (NICU)
- Ronald McDonald® House

Level 5

- Employee Health and Wellness

Level 7

- 7 South Inpatient Unit

★ From 9pm to 6am, all Visitors must Check In with Security on Level 1 of West Tower Main Lobby. ★
Please use the Bellows Dr./ valet line crosswalk on Level 1 to access.

★ *De 9pm a 6am, todos los visitantes deben registrarse con el Servicio de Seguridad en el primer nivel de West Tower Lobby (entrada principal).* ★

★ *Por favor, ingrese a través del pasillo de la Calle "Bellows", frente a la línea para servicio valet en el nivel 1.* ★

Abercrombie Building

Grey Elevators Levels B2-4


Level B2

- CHI St. Luke's

Level B1

- Bertner Cafe
- CHI St. Luke's
- Texas Children's Hospital Auditorium

Level 1

- ATM
- CHI St. Luke's
- Gift Shop
- Health Information Management (HIM)
Medical Records
- Information Station 
- International Services
- McDonald's®
- Model Train Exhibit (Choo-Choo Hut)
- Security Service Center
- Valet / Drop Off
- Volunteer Services

Level 2


- Emergency Center Surge
- Procedures Suite
- Texas Children's Urgent Care

Level 3

- Bridge Access 
- CHI St. Luke's

Level 4

- The Children's Garden
- Milk Bank
- Neonatal Intensive Care Unit (NICU)
- Ronald McDonald® House

 From 9pm to 6am, all Visitors must Check In with Security on Level 1 of West Tower Main Lobby. Please use the Bellows Dr./ valet line crosswalk on Level 1 to access.

 *De 9pm a 6am, todos los visitantes deben registrarse con el Servicio de Seguridad en el primer nivel de West Tower Lobby (entrada principal).*

 *Por favor, ingrese a través del pasillo de la Calle "Bellows", frente a la línea para servicio valet en el nivel 1.*